

Welcome to the World of

***Motic***<sup>®</sup>


1080 HD

HIGH DEFINITION




# Get ready


to see even the tiniest details  
like you never did before



1080 HD resolution



SD resolution



SD resolution

1080 HD resolution

## Moticam 580 and 580INT: Convert your microscope into a digital documentation station

The Moticam 580 is a brand new addition to Motic's selection of digital cameras for microscopy which also includes a modular edition that allows you to easily integrate it to your existing BA Elite or BA-410 microscope, the Moticam 580INT. Its true talent is showcased by HD live images displayed at 1080 resolution through the HDMI output port (Moticam 580) or through the built-in LCD monitor (Moticam 580INT) setting it as a new benchmark for scientific microscopy cameras.



**Original Picture**



**1080 HD resolution**



**SD resolution**

### What makes the HD version special?

The 1080 HD signal multiplies the amount of details of your digital image up to 5 times compared to Standard Definition (SD) or to an analogue video, offering a number of key benefits to digital microscopy, including richer color definition, better signal integrity, greater bandwidth capacity, encryption protocols and High-Definition video.



**With your Moticam 580/580INT you will be able to:**

Capture 5MP still or 1080p video images directly onto an optional SD card with the included Remote Control, or by using the capture button on the camera.

Connect your camera to a Projector to enlarge the image and share it with a larger number of people.

Connect your camera to a Computer with a USB cable (using it like any other Moticam with the supplied software).

Display the images on a larger HDMI screen of your choice.

*Moreover a full version of the well-known Motic Images Plus 2.0 software is included in the standard package.*



**Moticam580 / Moticam580INT**

**General Specifications**

---

**Output Possibilities**

HDMI, USB, RCA Video

**Screen (only Moticam 580INT)**

Integrated LCD screen 10" HDMI input

**Sensor**

CMOS

**Sensor format**

1/2,5"

**Total pixels**

2592x1944 (Capture)

**Active resolution (HDMI)**

1080i (HD)

**Active resolution (USB)**

800x600 pixels

**Capture format on SD Card**

5.0Mp (2592x1944)

**Video capture**

1080p (Full HD)

**Remote Control**

Included

**Software included**

Motic Images Plus 2.0 for PC and MAC,  
Twain and Direct Show driver





## Moticam 580INT

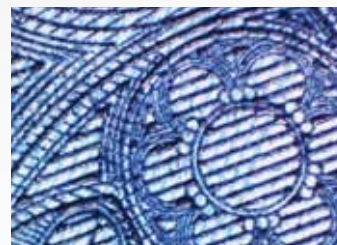
The Moticam 580INT is a brand new modular edition designed for easy integration with BA Elite or BA-410 microscopes. The 580INT features a large, 10" Liquid Crystal Display (LCD) monitor built onto the camera's arm, enabling real-time observation and sharing of the microscope's image. With this integrated solution everyday laboratory work becomes much easier and comfortable and it is less straining on the eyes of the researcher. This makes it an ideal solution for laboratories, universities, teachers, doctors, veterinaries or anyone who wishes to effortlessly see and share digital images.





## Moticam 580

As an affordable multi-tasking microscopy camera, the Moticam 580 is in a class of its own. This camera does not require a computer for standard operation, since the image processing is done inside the camera itself, offering fast live images.



EN | ES | FR | DE | IT | PT | RU

**Motic®**



Canada | China | Germany | Spain | USA

[www.moticeurope.com](http://www.moticeurope.com)